



## 25 Pack 17 W T8 4 ft LED Tube Light




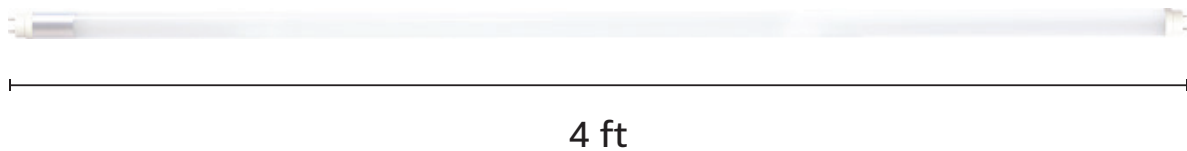
### Product Features

- **DLC listed.** Opportunity to get rebates.
- **Type B.** Ballast bypass and direct wire. Single ended power.
- **High lumen.** 2200 lm.
- **High efficiency.** 129 lm/w. Save more electricity bill.
- **120-277 Voltage.**
- **No over-heating.**
- **UL Listed.** Safety guarantee.

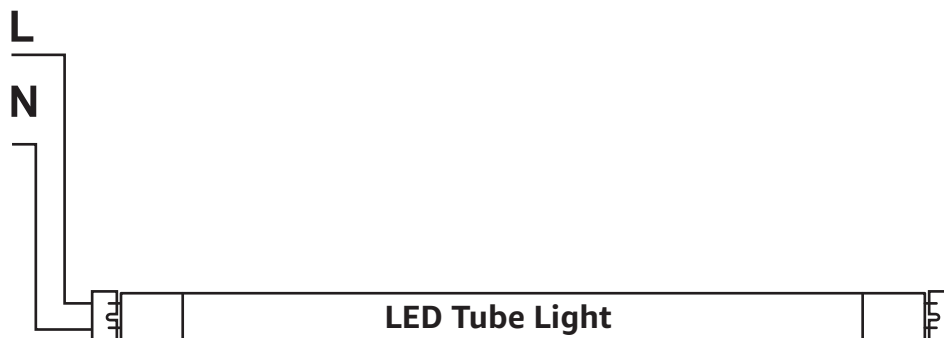
## Product Information

SKU	190001-DW-US-25	EAN Code	4894495032129
Color Consistency (SDCM)	<6	Power Consumption (W)	17
Brightness (lm)	2200	LED Quantity	108
Light Color	Daylight White	Color Temperature (K)	5000
Dimmable	Non-dimmable	CRI	>80
Beam Angle (Degree)	240	Input Voltage (v)	120-277 V AC
Frequency (hz)	60	Power Factor	>0.9
Lifespan (h)	50000	Material	Glass
Waterproof	No	Protection Rating	IP20
Safety Rating	UL	Package Quantity	Pack of 25 Units
Warranty	5 Years	Energy Rating	DLC5.0

## Product Dimensions



## Installation



**Photometric Data**

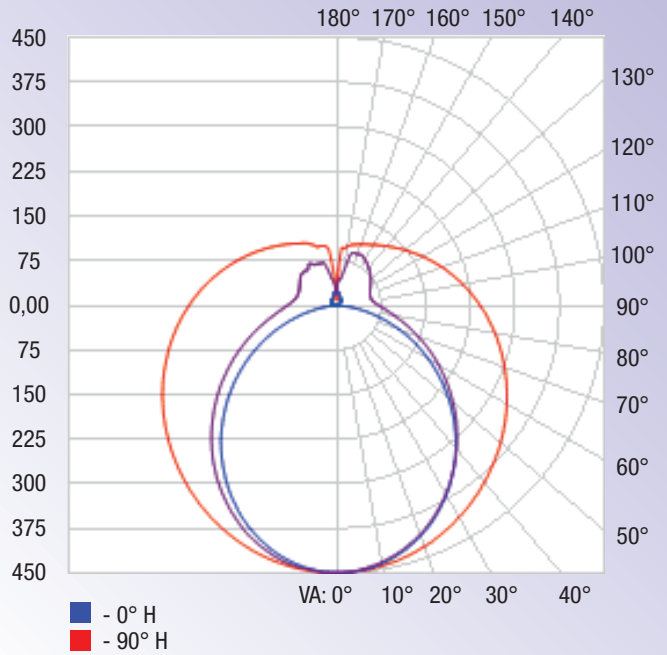
**OUTDOOR PHOTOMETRIC REPORT**

**MANUFACTURER:** Lepro  
**SKU NO.:** 190001  
**LAMP OUTPUT:** 1 lamp, rated Lumens / lamp: 2409.3  
**MAX CANADELA:** 499.0 AT HORIZONTAL: 157.5°, VERTICAL: 1°  
**LUMINOUS OPENING:** Point  
**NEMA TYPE:** 7 X 7

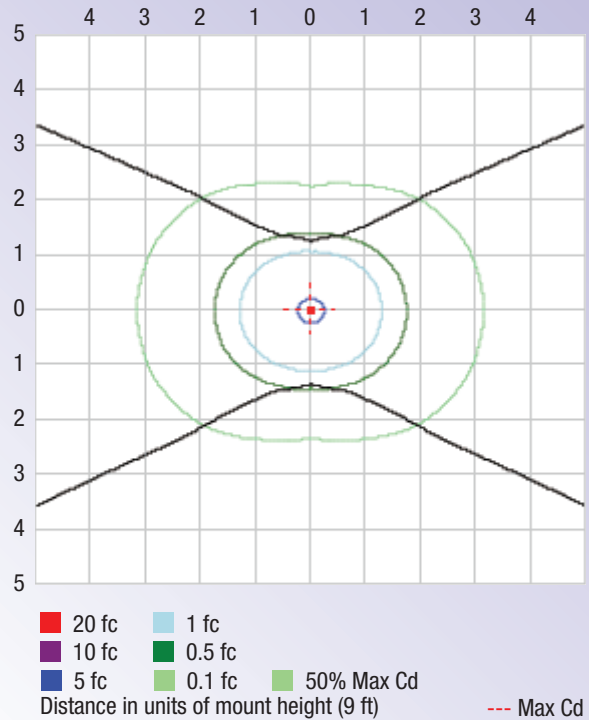
**LUMENS PER ZONE**

ZONE	LUMENS	% TOTAL
0-1	151.8	6.3%
10-20	130.8	5.4%
20-30	111.6	4.6%
30-40	93.9	3.9%
40-50	77.0	3.2%
50-60	60.0	2.5%
60-70	42.1	1.7%
70-80	23.1	1%
80-90	5.5	0.2%

**Polar Candela Distribution**



**Isofootcandle Plot**



**ILLUMINANCE AT A DISTANCE**

	CENTER BEAM FC		BEAM WIDTH	
	Center	Beam	Width	Height
1 ft	448.65 fc	2.6 ft	11.3 ft	
2 ft	112.16 fc	5.3 ft	22.5 ft	
3 ft	49.85 fc	7.9 ft	33.8 ft	
4 ft	28.04 fc	10.6 ft	45.0 ft	
5 ft	17.95 fc	13.2 ft	56.3 ft	
6 ft	12.46 fc	15.9 ft	67.5 ft	
7 ft	9.16 fc	18.5 ft	78.8 ft	
8 ft	7.01 fc	21.2 ft	90.0 ft	
9 ft	5.54 fc	23.8 ft	101.3 ft	

■ Vert. Spread: 105.9°    ■ Horiz. Spread: 159.8°



**Other Models**

SKU	Power (w)	Lumen (lm)	CCT	Input Voltage	Beam Angle	Life Hrs	CRI	Input	DLC	Website
190001	17	2200	5,000 K	120-277 V	240°	50,000	>80	Single Ended Power	std	<a href="#">Visit</a>
190002	17	2200	5,000 K	120-277 V	240°	50,000	>80	Double Ended Power	std	<a href="#">Visit</a>



**190001**  
**Single Ended**



**190002**  
**Double Ended**

