



25 Pack 17 W T8 4 ft LED Tube Light




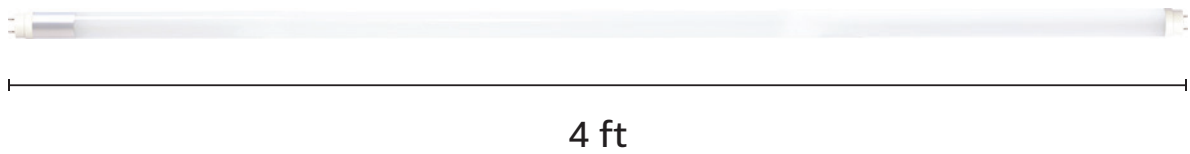
Product Features

- **DLC listed.** Opportunity to get rebates.
- **Type B.** Ballast bypass and direct wire. Single ended power.
- **High lumen.** 2200 lm.
- **High efficiency.** 129 lm/w. Save more electricity bill.
- **120-277 Voltage.**
- **No over-heating.**
- **UL Listed.** Safety guarantee.

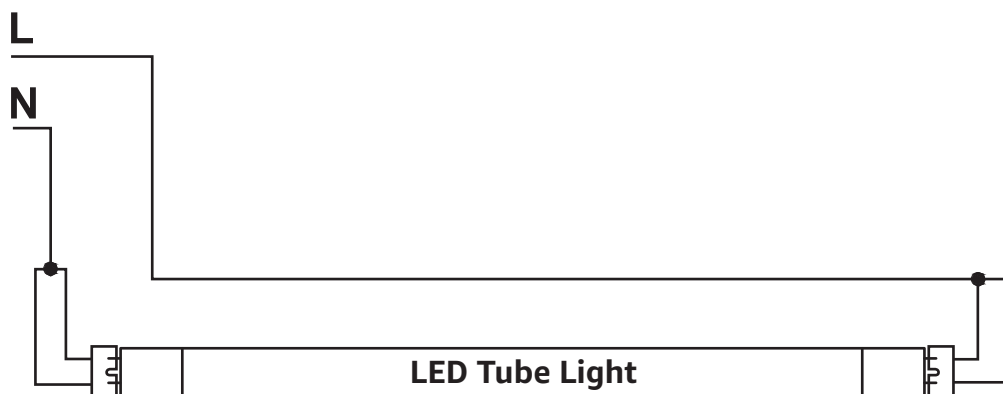
Product Information

SKU	190221	EAN Code	4894495032198
Color Consistency (SDCM)	<6	Power Consumption (W)	17
Brightness (lm)	2200	LED Quantity	108
Light Color	Daylight White	Color Temperature (K)	5000
Dimmable	Non-dimmable	CRI	>80
Beam Angle (Degree)	240	Input Voltage (v)	120-277 V AC
Frequency (hz)	60	Power Factor	>0.9
Lifespan (h)	50000	Material	Glass
Waterproof	No	Protection Rating	IP20
Safety Rating	UL	Package Quantity	Pack of 25 Units
Warranty	5 Years	Energy Rating	DLC5.0

Product Dimensions



Installation



Photometric Data

OUTDOOR PHOTOMETRIC REPORT

MANUFACTURER: Lepro
SKU NO.: 190221
LAMP OUTPUT: 1 lamp, rated Lumens / lamp: 2165.2
MAX CANDELA: 392.4 AT HORIZONTAL: 67.5°, VERTICAL: 7°
LUMINOUS OPENING: Point
NEMA TYPE: 7 X 7

LUMENS PER ZONE

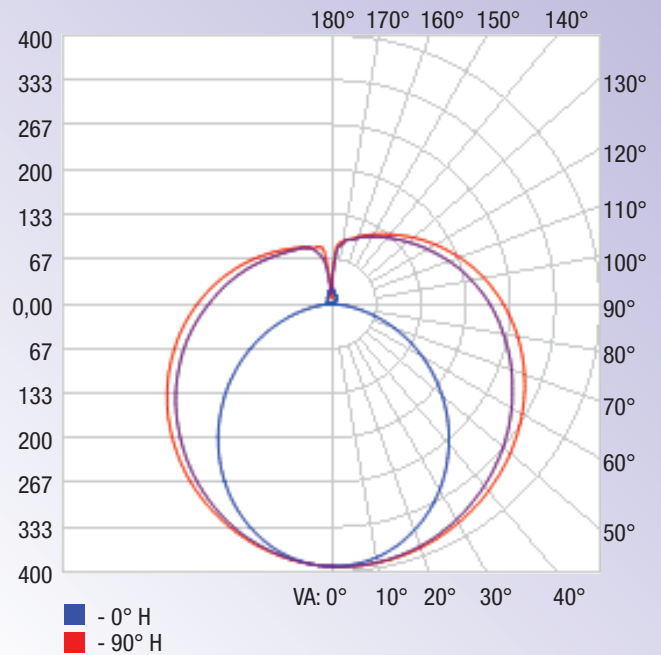
ZONE	LUMENS	% TOTAL
0-1	139.4	6.4%
10-20	120.1	5.5%
20-30	102.2	4.7%
30-40	85.6	4%
40-50	69.7	3.2%
50-60	54.1	2.5%
60-70	37.6	1.7%
70-80	20.5	0.9%
80-90	4.8	0.2%

ILLUMINANCE AT A DISTANCE

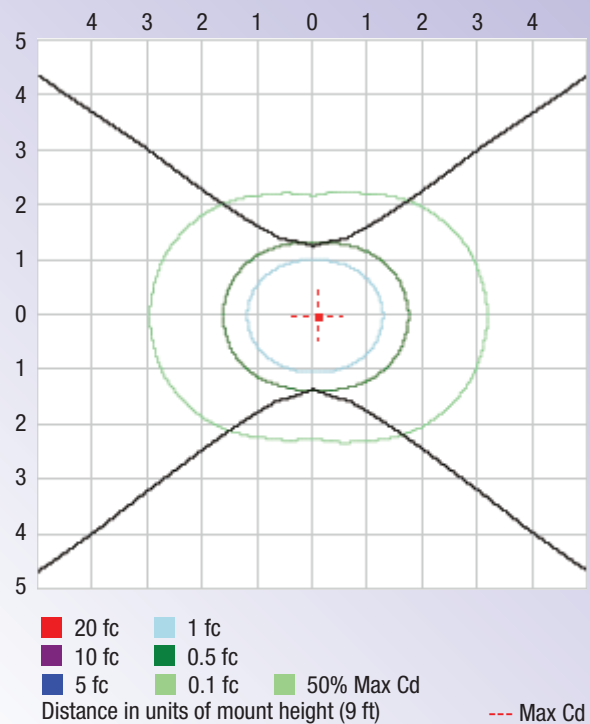
	CENTER BEAM FC		BEAM WIDTH	
	Left	Right	Left	Right
1 ft	391.03 fc	391.03 fc	2.7 ft	13.7 ft
2 ft	97.76 fc	97.76 fc	5.4 ft	27.5 ft
3 ft	43.45 fc	43.45 fc	8.1 ft	41.2 ft
4 ft	24.44 fc	24.44 fc	10.9 ft	55.0 ft
5 ft	15.64 fc	15.64 fc	13.6 ft	68.7 ft
6 ft	10.86 fc	10.86 fc	16.3 ft	82.4 ft
7 ft	7.98 fc	7.98 fc	19.0 ft	96.2 ft
8 ft	6.11 fc	6.11 fc	21.7 ft	109.9 ft
9 ft	4.83 fc	4.83 fc	24.4 ft	123.7 ft

Vert. Spread: 107.2° Horiz. Spread: 163.4°

Polar Candela Distribution



Isofootcandle Plot



Other Models

SKU	Power (w)	Lumen (lm)	CCT	Input Voltage	Beam Angle	Life Hrs	CRI	Input	DLC	Website
190121	17	2200	5,000 K	120-277 V	240°	50,000	>80	Single Ended Power	std	Visit
190221	17	2200	5,000 K	120-277 V	240°	50,000	>80	Double Ended Power	std	Visit



190121
Single Ended



190221
Double Ended

